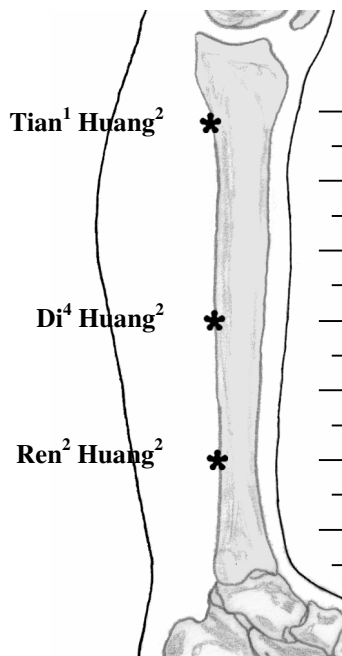


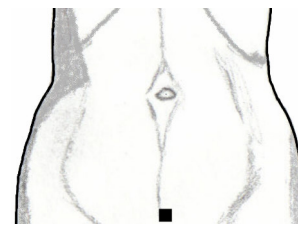
Balanitis (MC)

1. DMG 77-12 ‘Lower Three Emperors’, CV-3^{WHO}, and GV-25^{WHO} (MC):


- **DMG 77-12 ‘Lower Three Emperors’:**
 - i. **Tian¹ Huang²:** This point is found in the depression immediately distal to the medial tibial condyle; it lies 2.5 *cun* distal to the articular surface of the medial tibial condyle. Needle 0.5 to 1.0 *cun* – *MOXA CONTRAINDICATED*. {Kidney, Six Bowels, and Heart Branch Reaction Areas}
 - ii. **Di⁴ Huang²:** This point is located 7 *cun* proximal to the medial malleolus along the medial border of the tibia. Needle inferior to superior at a 45⁰ angle 1.0 to 1.8 *cun*. {Kidney Reaction Area}
 - iii. **Ren² Huang²:** This point is located 3 *cun* proximal to the medial malleolus along the medial border of the tibia. Needle 0.6 to 1.2 *cun*. {Kidney Branch Reaction Area}
- **CV-3^{WHO} (RN 3):** On the lower abdomen and on the anterior midline, 4 *cun* below (inferior to) the centre of the umbilicus. Puncture perpendicularly, 0.5 to 1.0 *cun*.
- **GV-25^{WHO} (DU 25):** On the face at the centre of the nose APEX. Puncture obliquely upward (superiorly) 0.2 to 0.3 *cun*.



DMG 77-12 ‘Lower 3 Emperors’



CV-3^{WHO}



GV-25^{WHO}