


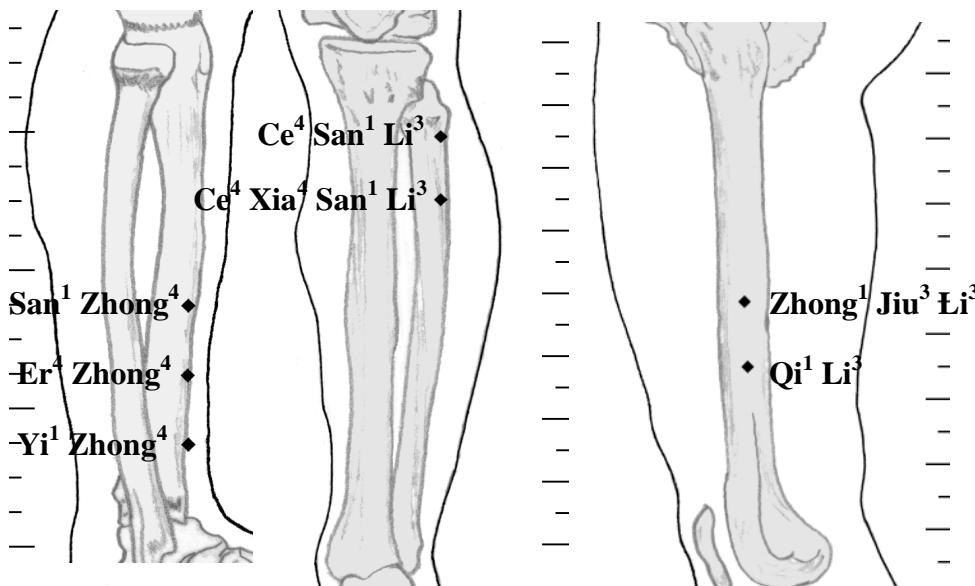
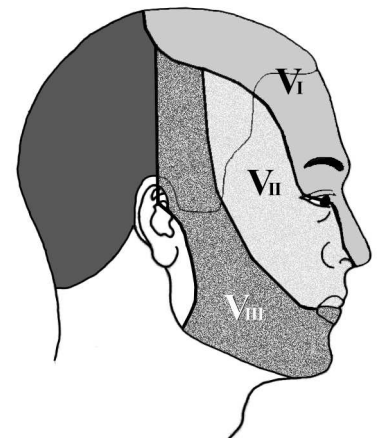
**Trigeminal Neuralgia (HPC)**

**1. DMG 77-05 ‘Three Weights Three Needles’, Ce<sup>4</sup> San<sup>1</sup> Li<sup>3</sup>, Ce<sup>4</sup> Xia<sup>4</sup> San<sup>1</sup> Li<sup>3</sup>, Zhong<sup>1</sup> Jiu<sup>3</sup> Li<sup>3</sup>, Qi<sup>1</sup> Li<sup>3</sup>, ‘Let’ the affected region of the face. Treat every other day (HPC):**

- **DMG 77-05 ‘Three Weights Three Needles’:**
  - i. **Yi<sup>1</sup> Zhong<sup>4</sup>:** This point is located by coursing 3.0 *cun* proximal, then 1.0 *cun* anterior, to the apex (as viewed from posterior to anterior) of the lateral malleolus; Needle 1.0 to 2.0 *cun*. {Heart Branch, Lung Branch, and Spleen Reaction Areas}
  - ii. **Er<sup>4</sup> Zhong<sup>4</sup>:** This point is located 2.0 *cun* immediately proximal to Yi<sup>1</sup> Zhong<sup>4</sup>; Needle 1.0 to 2.0 *cun*. {Heart Branch, Lung Branch, and Spleen Reaction Areas} (To locate this point, simply course 1.0 *cun* anterior, then 5.0 *cun* proximal, to the apex [as viewed from posterior to anterior] of the lateral malleolus.)
  - iii. **San<sup>1</sup> Zhong<sup>4</sup>:** This point is located 2.0 *cun* proximal to Er<sup>4</sup> Zhong<sup>4</sup>; Needle 1.0 to 2.0 *cun*. {Heart Branch, Lung Branch, and Spleen Reaction Areas} (To locate this point simply course 7.0 *cun* proximal, then 1.0 *cun* anterior, to the apex [as viewed from posterior to anterior] of the lateral malleolus.)
- **Ce<sup>4</sup> San<sup>1</sup> Li<sup>3</sup>:** This point is located 1.5 *cun* lateral to Si<sup>4</sup> Hua<sup>1</sup> Shang<sup>4</sup>; Needle 0.5 to 1.0 *cun*. {Lung Branch Reaction Area} (Si<sup>4</sup> Hua<sup>1</sup> Shang<sup>4</sup> is located in the depression between the origins of the tibialis anterior and extensor digitorum longus muscles, 3 *cun* distal to the lateral ‘eye’ of the knee, on the anterior aspect of the proximal leg.)
- **Ce<sup>4</sup> Xia<sup>4</sup> San<sup>1</sup> Li<sup>3</sup>:** This point is located 2.0 *cun* immediately distal to Ce<sup>4</sup> San<sup>1</sup> Li<sup>3</sup>; Needle 0.5 to 1.0 *cun*. {Lung Branch Reaction Area}
- **Zhong<sup>1</sup> Jiu<sup>3</sup> Li<sup>3</sup>:** This point is located in the center of the midline (coronal plane) on the lateral thigh (@ 9.0 *cun* proximal to the transverse popliteal crease); Needle 0.8 to 1.5 *cun*. {Lung Branch and Limb Resiliency Reaction Areas}
- **Qi<sup>1</sup> Li<sup>3</sup>:** This point is found along the coronal plane of the lateral thigh, 7.0 *cun* proximal to the transverse popliteal crease; Needle 0.8 to 1.0 *cun*, Dr. Hu recommends retaining the needle for 30 minutes. {Lung Branch Reaction Area}



**‘Let’ Affected Region**



**DMG 77-05**