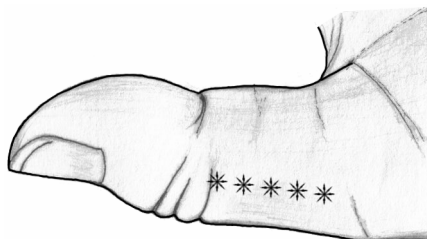
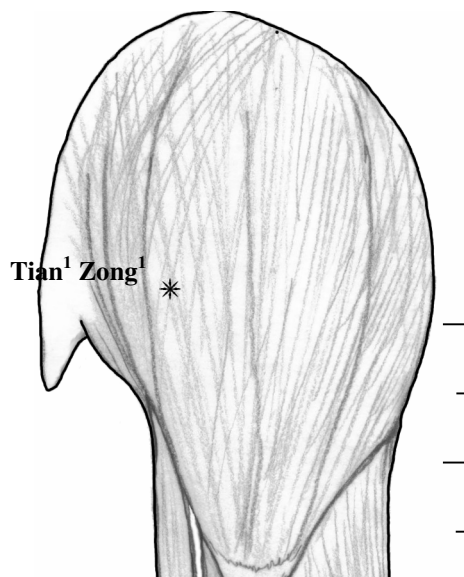


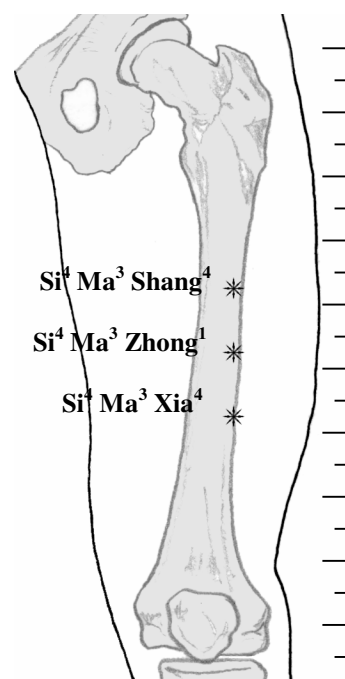
Vaginodynia (LKC-1)

1. Tian¹ Zong¹, DMG 11-15 ‘Gynecology Three Needles’, and DMG 88-03 ‘Thigh Team of Four Horses’ (LKC):

- **Tian¹ Zong¹**: This point is located on the anterolateral aspect of the proximal brachium, on the Hand Tai⁴ Yin² Lung Channel, 9.5 *cun* proximal to the transverse cubital crease along the course of the lateral border of the long head of the biceps brachii muscle. Needle 1.0 to 1.5 *cun*. {Six Bowels Reaction Area}
- **DMG 11-15 ‘Gynecology Three Needles’**: These five points are uniformly located on the Ulnar Digit Line of the dorsal surface on the 1st phalanx of the thumb. Divide the proximal phalanx of the thumb along said line, from the dorsal metacarpophalangeal skin crease to the dorsal interphalangeal skin crease, into thirds; then, further divide each resultant third in half. This procedure sections the dorsal surface of the proximal phalanx of the thumb into sixths – commencing from the dorsal metacarpophalangeal skin crease and proceeding distally, each sixth represents one of the five points. Needle (select three of the five points) 0.2 to 0.3 *cun*. {Uterus and Six Bowels Reaction Areas}
- **DMG 88-03 ‘Thigh Team of Four Horses’**:
 - i. **Si⁴ Ma³ Xia⁴**: This point is located 5.5 *cun* proximal to the superolateral angle of the patella. Needle 1.0 to 3.0 *cun*. {General Lung and Liver Branch Reaction Areas} (To locate this point, commence at the center of the superior edge of the patella, course laterally 1.0 *cun* to arrive at the superolateral angle of the patella, and then proceed proximally 5.5 *cun* to arrive at Si⁴ Ma³ Xia⁴.)
 - ii. **Si⁴ Ma³ Zhong¹**: This point is located 2.0 *cun* proximal to Si⁴ Ma³ Xia⁴. Needle 1.0 to 3.0 *cun*. {General Lung and Liver Branch Reaction Areas}
 - iii. **Si⁴ Ma³ Shang⁴**: This point is located 2.0 *cun* proximal to Si⁴ Ma³ Zhong¹. Needle 1.0 to 3.0 *cun*. {General Lung and Liver Branch Reaction Areas}



DMG 11-15



DMG 88-03